












PUZZLE MADNESS

Daily Large Train Tracks Puzzle for Wednesday 29th November 2017

2 8 4 3 8 3 11 8 3 7 4 1

												3
												5
												8
												10
												7
												5
												5
												3
												7
												6
												3