
















PUZZLE MADNESS

Daily Large Train Tracks Puzzle for Thursday 21st December 2017

1	1	8	7	4	9	6	8	5	6	6
										4
										2
										6
										6
										7
										6
										5
										7
										6
										7
										4
										1