











PUZZLE MADNESS

Daily Large Train Tracks Puzzle for Thursday 28th December 2017

4	7	6	7	8	4	6	7	5	4	2	
											1
											4
											5
											5
											7
											4
											6
											9
											8
											7
											2
											2