














# PUZZLE MADNESS

Daily Large Train Tracks Puzzle for Wednesday 15th February 2017

5	4	6	6	7	2	2	9	7	2	5
										1
										8
										8
										6
										3
										5
										7
										5
										5
										5
										5
										2