



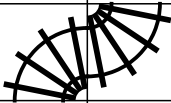








PUZZLE MADNESS

Daily Large Train Tracks Puzzle for Saturday 22nd April 2017

| | | | | | | | | | | | | |
|---|---|--|---|--|--|---|--|--|--|---|--|---|
| | | | | | | | | | | | | |
| | | |  |  | | | | | | | | 5 |
| | | | | | | |  | | | | | 4 |
|  | | | | | | | | | | | | 2 |
| | | | | | | | | | | | | 7 |
| | | | | | | | | | | | | 4 |
| | | |  | | | | | | | | | 4 |
| |  | | | | |  | | | | | | 6 |
| | | | | | |  | | | | | | 7 |
| | | | | | | | | | | | | 8 |
| | | | | | | | | | | | | 6 |
| | | | | | | | | | |  | | 5 |