















PUZZLE MADNESS

Daily Large Train Tracks Puzzle for Saturday 29th April 2017

6	5	9	4	5	7	1	6	6	5	2	4	
												3
												3
												6
												10
												8
												4
												6
												5
												7
												3
												5