
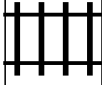



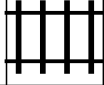







PUZZLE MADNESS

Daily Large Train Tracks Puzzle for Wednesday 24th May 2017

2	2	5	8	8	5	8	3	5	7	2	
											4
											8
											8
											5
											3
											5
											7
											6
											2
											4
											3