














PUZZLE MADNESS

Daily Large Train Tracks Puzzle for Thursday 8th June 2017

3	5	9	8	5	3	5	6	5	8	5	5	
												2
												2
												6
												7
												7
												8
												6
												4
												5
												10
												6
												4