














PUZZLE MADNESS

Daily Large Train Tracks Puzzle for Saturday 29th July 2017

4	3	8	9	9	3	6	8	5	4	1	
											2
											5
											5
											4
											8
											6
											5
											5
											4
											5
											7
											4