







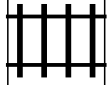






PUZZLE MADNESS

Daily Large Train Tracks Puzzle for Saturday 20th October 2018

3	3	4	1	6	8	5	10	9	2	5	
											1
											4
											6
											5
											5
											6
											6
											5
											7
											6
											5