











PUZZLE MADNESS

Daily Large Train Tracks Puzzle for Monday 12th November 2018

2	6	3	2	6	6	9	6	6	5	4	
											4
											3
											7
											6
											8
											6
											8
											7
											3
											1
											2