















PUZZLE MADNESS

Daily Large Train Tracks Puzzle for Tuesday 20th November 2018

1	3	4	7	7	4	9	7	3	9	5	3	
												6
												6
												9
												6
												7
												4
												7
												6
												3
												4
												4