














PUZZLE MADNESS

Daily Large Train Tracks Puzzle for Monday 10th December 2018

												9
												2
												5
												6
												10
												6
												10
												5
												3
												6
												2
1	3	6	5	8	9	6	4	6	8	6	2	