













PUZZLE MADNESS

Daily Large Train Tracks Puzzle for Saturday 15th December 2018

1	4	9	8	7	5	6	3	6	10	5	2	
												8
												9
												4
												6
												5
												3
												3
												6
												7
												6
												8
												1