















PUZZLE MADNESS

Daily Large Train Tracks Puzzle for Friday 28th December 2018

2 5 7 7 8 8 3 4 1 4 7 5

												4
												3
												8
												11
												5
												4
												6
												6
												4
												6
												4