






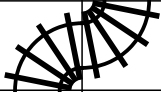









PUZZLE MADNESS

Daily Large Train Tracks Puzzle for Tuesday 20th March 2018

2	7	6	8	6	5	6	4	7	4	6	6	
												3
												5
												4
												6
												7
												9
												6
												8
												6
												3
												6
												4