













PUZZLE MADNESS

Daily Large Train Tracks Puzzle for Sunday 25th March 2018

6	2	2	3	8	7	7	11	7	5	2	
											4
											5
											6
											5
											1
											6
											6
											7
											3
											4
											8
											5