















# PUZZLE MADNESS

Daily Large Train Tracks Puzzle for Saturday 16th June 2018

6	3	6	2	9	7	6	6	4	8	3	5
											2
											3
											8
											7
											7
											6
											3
											5
											8
											6
											5
											5