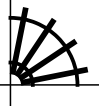
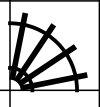
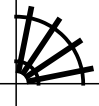
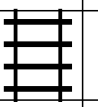
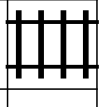
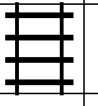

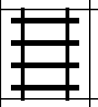
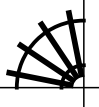







# PUZZLE MADNESS

Daily Large Train Tracks Puzzle for Friday 22nd June 2018

7 5 6 7 9 8 8 5 3 2 1

										2
										5
										5
										7
										7
										6
										3
										5
										4
										7
										5
										5