












PUZZLE MADNESS

Daily Large Train Tracks Puzzle for Tuesday 26th June 2018

2 4 7 6 7 6 4 5 3 5 6 5

												4
												7
												12
												5
												5
												5
												4
												6
												5
												4
												3