




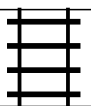







# PUZZLE MADNESS

Daily Large Train Tracks Puzzle for Saturday 14th July 2018

4	6	5	9	7	1	8	6	5	4	3	
											2
											6
											6
											9
											6
											9
											7
											6
											5
											1
											1