













PUZZLE MADNESS

Daily Large Train Tracks Puzzle for Sunday 20th January 2019

3	3	4	6	5	6	6	7	8	5	1	6	
												2
												8
												3
												4
												7
												3
												5
												7
												7
												9
												5