










PUZZLE MADNESS

Daily Large Train Tracks Puzzle for Monday 28th January 2019

5	5	6	3	3	4	8	8	6	4	4	
											3
											3
											3
											8
											6
											5
											1
											5
											8
											9
											5