











PUZZLE MADNESS

Daily Large Train Tracks Puzzle for Wednesday 20th November 2019

8 6 8 8 7 6 2 1 4 4 1

											2
											6
											4
											7
											5
											6
											6
											6
											5
											4
											4