















PUZZLE MADNESS

Daily Large Train Tracks Puzzle for Monday 11th February 2019

2	6	4	3	3	4	5	6	9	6	7	5	
												2
												2
												7
												5
												10
												11
												3
												3
												3
												5
												9