













PUZZLE MADNESS

Daily Large Train Tracks Puzzle for Saturday 16th February 2019

2 6 4 7 3 4 5 7 6 4 4 8

												5
												5
												7
												5
												6
												4
												4
												6
												9
												6
												3