















PUZZLE MADNESS

Daily Large Train Tracks Puzzle for Thursday 16th May 2019

8	6	3	4	4	4	6	7	5	5	5	3	
												1
												2
												1
												5
												5
												9
												7
												9
												9
												10
												2