

















PUZZLE MADNESS

Daily Large Train Tracks Puzzle for Saturday 25th May 2019

3	2	6	5	7	5	6	4	4	5	8	5	
												2
												6
												8
												8
												8
												7
												8
												7
												3
												2
												1