















PUZZLE MADNESS

Daily Large Train Tracks Puzzle for Tuesday 11th June 2019

2	5	6	6	8	6	8	6	3	3	3	
											1
											2
											5
											4
											6
											5
											7
											8
											6
											5
											7