












PUZZLE MADNESS

Daily Large Train Tracks Puzzle for Saturday 14th November 2020

4	9	9	8	8	1	1	3	11	5	1	
											8
											3
											6
											4
											5
											3
											6
											4
											5
											6
											8
											2