











PUZZLE MADNESS

Daily Large Train Tracks Puzzle for Saturday 21st November 2020

4	4	2	5	6	7	5	6	3	5	9	4	
												3
												2
												7
												4
												2
												4
												8
												6
												10
												7
												7