














PUZZLE MADNESS

Daily Large Train Tracks Puzzle for Wednesday 25th November 2020

5 10 6 1 3 5 6 6 3 4 9 8

											9
											5
											7
											4
											4
											3
											3
											6
											10
											7
											6
											2