















PUZZLE MADNESS

Daily Large Train Tracks Puzzle for Tuesday 22nd December 2020

2	9	6	4	7	5	4	5	6	7	4	2
											3
											9
											10
											7
											4
											3
											4
											6
											6
											5
											4