












PUZZLE MADNESS

Daily Large Train Tracks Puzzle for Tuesday 29th December 2020

6	2	4	5	4	5	3	6	11	4	8	3	
												2
												2
												2
												6
												10
												7
												3
												6
												6
												10
												7