











PUZZLE MADNESS

Daily Large Train Tracks Puzzle for Wednesday 30th December 2020

2 6 4 3 3 5 8 8 8 6 2

											2
											3
											3
											3
											8
											7
											5
											7
											5
											9
											3