














PUZZLE MADNESS

Daily Large Train Tracks Puzzle for Friday 12th June 2020

2	4	4	7	5	4	5	4	7	9	10	4	
												4
												9
												8
												6
												9
												8
												4
												3
												3
												4
												5
												2