









PUZZLE MADNESS

Daily Large Train Tracks Puzzle for Tuesday 16th June 2020

1	3	5	7	3	6	11	2	10	5	2	
											3
											2
											2
											2
											6
											5
											6
											5
											9
											8
											7