












PUZZLE MADNESS

Daily Large Train Tracks Puzzle for Wednesday 17th June 2020

5	3	7	7	5	4	5	2	3	7	7	
											3
											3
											9
											3
											4
											9
											6
											3
											4
											6
											5