













PUZZLE MADNESS

Daily Large Train Tracks Puzzle for Sunday 7th June 2020

8 4 4 6 7 9 4 3 7 2 3 5

												3
												7
												5
												5
												5
												9
												7
												3
												5
												4
												9