












PUZZLE MADNESS

Daily Large Train Tracks Puzzle for Wednesday 22nd July 2020

2	6	5	2	3	8	8	11	7	8	5	1	
												1
												2
												4
												3
												6
												8
												7
												3
												7
												8
												8
												9