












PUZZLE MADNESS

Daily Large Train Tracks Puzzle for Friday 22nd January 2021

2	6	8	3	8	5	5	4	4	9	2
										1
										9
										6
										7
										4
										5
										4
										4
										7
										8
										1