











PUZZLE MADNESS

Daily Large Train Tracks Puzzle for Monday 22nd November 2021

5	5	7	4	4	7	7	6	4	5	5	6	
												2
												10
												4
												4
												5
												5
												4
												4
												6
												5
												11
												5