

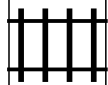




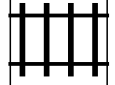






PUZZLE MADNESS

Daily Large Train Tracks Puzzle for Monday 13th December 2021

1	4	6	3	3	5	6	8	10	6	3
										4
										4
										2
										2
										4
										8
										7
										6
										9
										5
										4