















PUZZLE MADNESS

Daily Large Train Tracks Puzzle for Tuesday 21st December 2021

3	6	2	8	8	6	6	9	9	3	1	
											4
											5
											7
											6
											8
											5
											5
											5
											6
											3
											3
											4