












PUZZLE MADNESS

Daily Large Train Tracks Puzzle for Thursday 23rd December 2021

2	2	4	9	6	8	5	3	7	3	6	
											8
											6
											6
											4
											7
											4
											4
											4
											5
											4
											3