




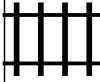











PUZZLE MADNESS

Daily Large Train Tracks Puzzle for Wednesday 24th February 2021

7 7 5 6 5 2 2 4 4 8 6

											2
											4
											6
											10
											7
											4
											4
											4
											6
											5
											4