













PUZZLE MADNESS

Daily Large Train Tracks Puzzle for Saturday 22nd May 2021

5	6	8	6	7	4	7	9	2	3	4	
											1
											3
											4
											7
											7
											5
											3
											7
											8
											7
											5
											4