














PUZZLE MADNESS

Daily Large Train Tracks Puzzle for Tuesday 25th May 2021

2 8 8 3 2 4 5 5 5 7 9 2

												3
												5
												8
												7
												8
												6
												4
												7
												5
												4
												3