











PUZZLE MADNESS

Daily Large Train Tracks Puzzle for Saturday 8th May 2021

6	5	8	5	5	4	3	4	5	4	9	2	
												8
												4
												7
												6
												2
												6
												9
												6
												3
												4
												5