











PUZZLE MADNESS

Daily Large Train Tracks Puzzle for Sunday 20th June 2021

5	6	3	4	6	5	5	5	10	4	2	
											8
											6
											2
											2
											3
											2
											5
											6
											6
											10
											5